

**Northern Utilities, Inc.
New Hampshire Division
Winter 2014-2015
Cost of Gas**

Tariff Sheets

Fourth Revised Page No. 43
Calculation of proposed Cost of Gas Adjustment

Fourth Revised Page No. 96
Rate Summary

Fourth Revised Page No. 97
Rate Summary

CHECK SHEET

The title page and pages i-171 inclusive of this tariff are effective as of the date shown on the individual tariff pages.

<u>Pages</u>	<u>Revision</u>	<u>Proposed</u>
Title	Original	
i	Original	
ii	Original	
iii	Original	
iv	Original	
v	Original	
vi	Original	
1	Original	
2	Original	
3	Original	
4	Original	
5	Original	
6	Original	
7	Original	
8	Original	
9	Original	
10	Original	
11	Original	
12	Original	
13	Original	
14	Original	
15	Original	
16	Original	
17	Original	
18	Original	
19	Original	
20	Original	
21	Original	
22	Original	
23	Original	
24	Original	
25	Original	
26	Original	
27	Original	
28	Original	
29	Original	
30	Original	
31	Original	
32	Original	
33	Original	
34	Original	
35	Original	
36	Original	
37	Original	
38	Original	
39	Original	
40	Original	
41	Original	
42	First Revised	
43	Third Revised	Fourth Revised

CHECK SHEET

The title page and pages i-171 inclusive of this tariff are effective as of the date shown on the individual tariff pages.

<u>Pages</u>	<u>Revision</u>	<u>Proposed</u>
44	Original	
45	Original	
46	Original	
47	Original	
48	Original	
49	Original	
50	Original	
51	Original	
52	Original	
53	Original	
54	Original	
55	Original	
56	Original	
57	Original	
58	Original	
59	First Revised	
60	Original	
61	Original	
62	Original	
63	Original	
64	Original	
65	Original	
66	Original	
67	Original	
68	Original	
69	Original	
70	Original	
71	Original	
72	Original	
73	Original	
74	Original	
75	Original	
76	Original	
77	Original	
78	Original	
79	Original	
80	Original	
81	Original	
82	Original	
83	Original	
84	Original	
85	Original	
86	Original	
87	Original	
88	Original	
89	Original	
90	Original	
91	Original	
92	Original	
93	Original	

CHECK SHEET

The title page and pages i-171 inclusive of this tariff are effective as of the date shown on the individual tariff pages.

<u>Pages</u>	<u>Revision</u>	<u>Proposed</u>
94	Original	
95	Original	
96	Third Revised	Fourth Revised
97	Third Revised	Fourth Revised
98	First Revised	
99	Original	
100	Original	
101	Original	
102	Original	
103	Original	
104	Original	
105	Original	
106	Original	
107	Original	
108	Original	
109	Original	
110	Original	
111	Original	
112	Original	
113	Original	
114	Original	
115	Original	
116	Original	
117	Original	
118	Original	
119	Original	
120	Original	
121	Original	
122	Original	
123	Original	
124	Original	
125	Original	
126	Original	
127	Original	
128	Original	
129	Original	
130	Original	
131	Original	
132	Original	
133	Original	
134	Original	
135	Original	
136	Original	
137	Original	
138	Original	
139	Original	
140	Original	
141	Original	
142	Original	
143	Original	

CHECK SHEET

The title page and pages i-171 inclusive of this tariff are effective as of the date shown on the individual tariff pages.

<u>Pages</u>	<u>Revision</u>	<u>Proposed</u>
144	Original	
145	Original	
146	Original	
147	Original	
148	Original	
149	Original	
150	Original	
151	Original	
152	Original	
153	First Revised	
154	Original	
155	Original	
156	Original	
157	Original	
158	Original	
159	Original	
160	Original	
161	Original	
162	Original	
163	Original	
164	Original	
165	Original	
166	Original	
167	Original	
168	First Revised	
169	Original	
170	Original	
171	First Revised	
172	Original	
173	Original	

CALCULATION OF FIRM SALES COST OF GAS RATE

Period Covered: November 1, 2014 - April 30, 2015

(Col 1)	(Col 2)	(Col 3)
Total Anticipated Direct Cost of Gas	\$37,966,081	
Projected Prorated Sales (11/01/14 - 04/30/15)	32,046,338	
Direct Cost of Gas Rate		\$1.1847 per therm
Demand Cost of Gas Rate	\$12,605,326	\$0.3933 per therm
Commodity Cost of Gas Rate	<u>\$25,360,756</u>	<u>\$0.7914 per therm</u>
Total Direct Cost of Gas Rate	\$37,966,081	\$1.1847 per therm
Total Anticipated Indirect Cost of Gas	(\$2,492,322)	
Projected Prorated Sales (11/01/14 - 04/30/15)	32,046,338	
Indirect Cost of Gas		(\$0.0778) per therm
TOTAL PERIOD AVERAGE COST OF GAS		\$1.1069 per therm
Period ending under-collection as determined on 12/19/14	(\$1,082,626)	
Projected sales (01/01/15 - 04/30/15)	21,875,707	
Per unit change in Cost of Gas (01/01/15 - 04/30/15)	(\$0.0495)	
⁻¹ Under-collection w/o rate adjustment as contained in NUI's COG Report dated December 19, 2014		
Period ending under-collection as determined on 1/26/15	(\$1,323,342)	
Projected sales (02/01/15 - 04/30/15)	14,227,313	
Per unit change in Cost of Gas (02/01/15 - 04/30/15)	(\$0.0930)	
⁻² Under-collection w/o rate adjustment as contained in NUI's COG Report dated January 26, 2015		
Period ending under-collection as determined on 3/25/15	(\$950,000)	
Projected sales (04/01/15 - 04/30/15)	2,904,612	
Per unit change in Cost of Gas (04/01/15 - 04/30/15)	(\$0.3271)	
⁻³ Under-collection w/o rate adjustment as contained in NUI's COG Report dated March 25, 2015		

RESIDENTIAL COST OF GAS RATE - 04/01/15	COGwr	\$0.6373 per therm
	Maximum (COG+25%)	\$1.3836
RESIDENTIAL COST OF GAS RATE - 11/01/14		\$1.1069
CHANGE IN PER UNIT COST		(\$0.0495)
RESIDENTIAL COST OF GAS RATE - 01/01/15		\$1.0574
CHANGE IN PER UNIT COST		(\$0.0930)
RESIDENTIAL COST OF GAS RATE - 02/01/15		\$0.9644
CHANGE IN PER UNIT COST		(\$0.3271)
RESIDENTIAL COST OF GAS RATE - 04/01/15		\$0.6373

COM/IND LOW WINTER USE COST OF GAS RATE - 04/01/15	COGwl	\$0.5367 per therm
	Maximum (COG+25%)	\$1.2579
COM/IND LOW WINTER USE COST OF GAS RATE - 11/01/14		\$1.0063
CHANGE IN PER UNIT COST		(\$0.0495)
COM/IND LOW WINTER USE COST OF GAS RATE - 01/01/15		\$0.9568
CHANGE IN PER UNIT COST		(\$0.0930)
COM/IND LOW WINTER USE COST OF GAS RATE - 02/01/15		\$0.8638
CHANGE IN PER UNIT COST		(\$0.3271)
COM/IND LOW WINTER USE COST OF GAS RATE - 04/01/15		\$0.5367

COM/IND HIGH WINTER USE COST OF GAS RATE - 04/01/15	COGwh	\$0.6521 per therm
	Maximum (COG+25%)	\$1.4021
COM/IND HIGH WINTER USE COST OF GAS RATE - 11/01/14		\$1.1217
CHANGE IN PER UNIT COST		(\$0.0495)
COM/IND HIGH WINTER USE COST OF GAS RATE - 01/01/15		\$1.0722
CHANGE IN PER UNIT COST		(\$0.0930)
COM/IND HIGH WINTER USE COST OF GAS RATE - 02/01/15		\$0.9792
CHANGE IN PER UNIT COST		(\$0.3271)
COM/IND HIGH WINTER USE COST OF GAS RATE - 04/01/15		\$0.6521

NORTHERN UTILITIES - NEW HAMPSHIRE DIVISION
WINTER SEASON C&I RATES


Winter Season November 2014 - April 2015		Tariff Rates	Total Delivery Rates (Includes LDAC)	Total Billed Rates Tariff Rates, LDAC Plus Cost of Gas
C&I Low Annual/High Winter	<u>Tariff Rate G 40:</u> Monthly Customer Charge First 75 therms All usage over 75 therms LDAC <u>Gas Cost Adjustment:</u> Cost of Gas	\$63.18 \$0.1513 \$0.1513 \$0.0437 \$0.6521	\$63.18 \$0.1950 \$0.1950 	\$63.18 \$0.8471 \$0.8471
C&I Low Annual/Low Winter	<u>Tariff Rate G 50:</u> Monthly Customer Charge First 75 therms All usage over 75 therms LDAC <u>Gas Cost Adjustment:</u> Cost of Gas	\$63.18 \$0.1513 \$0.1513 \$0.0437 \$0.5367	\$63.18 \$0.1950 \$0.1950 	\$63.18 \$0.7317 \$0.7317
C&I Medium Annual/High Winter	<u>Tariff Rate G 41:</u> Monthly Customer Charge All usage LDAC <u>Gas Cost Adjustment:</u> Cost of Gas	\$184.26 \$0.1965 \$0.0437 \$0.6521	\$184.26 \$0.2402 	\$184.26 \$0.8923
C&I Medium Annual/Low Winter	<u>Tariff Rate G 51:</u> Monthly Customer Charge First 1,300 therms All usage over 1,300 therms LDAC <u>Gas Cost Adjustment:</u> Cost of Gas	\$184.26 \$0.1424 \$0.1160 \$0.0437 \$0.5367	\$184.26 \$0.1861 \$0.1597 	\$184.26 \$0.7228 \$0.6964
C&I High Annual/High Winter	<u>Tariff Rate G 42:</u> Monthly Customer Charge All usage LDAC <u>Gas Cost Adjustment:</u> Cost of Gas	\$1,052.94 \$0.1652 \$0.0437 \$0.6521	\$1,052.94 \$0.2089 	\$1,052.94 \$0.8610
C&I High Annual/Low Winter	<u>Tariff Rate G 52:</u> Monthly Customer Charge All usage LDAC <u>Gas Cost Adjustment:</u> Cost of Gas	\$1,052.94 \$0.1443 \$0.0437 \$0.5367	\$1,052.94 \$0.1880 	\$1,052.94 \$0.7247

Issued: March 25, 2015

Effective: With Service Rendered On and After April 1, 2015

Authorized by NHPUC Order No. 25,731 in Docket No. DG 14-239, dated October 31, 2014.

Issued by:



Title: Treasurer

**NORTHERN UTILITIES - NEW HAMPSHIRE DIVISION
 WINTER SEASON RESIDENTIAL RATES**


Winter Season November 2014 - April 2015		Tariff Rates	Total Delivery Rates (Includes LDAC)	Total Billed Rates Tariff Rates, LDAC Plus Cost of Gas
Residential Heating	<u>Tariff Rate R 5:</u>			
	Monthly Customer Charge	\$20.01	\$20.01	\$20.01
	First 50 therms	\$0.5844	\$0.6493	\$1.2866
	All usage over 50 therms	\$0.4780	\$0.5429	\$1.1802
	LDAC	\$0.0649		
	<u>Gas Cost Adjustment:</u> Cost of Gas	\$0.6373		
Residential Heating Low Income	<u>Tariff Rate R 10:</u>			
	Monthly Customer Charge	\$8.00	\$8.00	\$8.00
	First 50 therms	\$0.2338	\$0.2987	\$0.9360
	All usage over 50 therms	\$0.1912	\$0.2561	\$0.8934
	LDAC	\$0.0649		
	<u>Gas Cost Adjustment:</u> Cost of Gas	\$0.6373		
Residential Non-Heating	<u>Tariff Rate R 6:</u>			
	Monthly Customer Charge	\$20.01	\$20.01	\$20.01
	First 10 therms	\$0.3947	\$0.4596	\$1.0969
	All usage over 10 therms	\$0.3947	\$0.4596	\$1.0969
	LDAC	\$0.0649		
	<u>Gas Cost Adjustment:</u> Cost of Gas	\$0.6373		
Residential Non-Heating Low Income	<u>Tariff Rate R 11:</u>			
	Monthly Customer Charge	\$14.54	\$14.54	\$14.54
	First 10 therms	\$0.2993	\$0.3642	\$1.0015
	All usage over 10 therms	\$0.2993	\$0.3642	\$1.0015
	LDAC	\$0.0649		
	<u>Gas Cost Adjustment:</u> Cost of Gas	\$0.6373		

Issued: March 25, 2015

Effective: With Service Rendered On and After April 1, 2015

Authorized by NHPUC Order No. 25,731 in Docket No. DG 14-239, dated October 31, 2014.

Issued by:



Title: Treasurer

CALCULATION OF FIRM SALES COST OF GAS RATE

Period Covered: November 1, 2014 - April 30, 2015

(Col 1)	(Col 2)	(Col 3)
Total Anticipated Direct Cost of Gas	\$37,966,081	
Projected Prorated Sales (11/01/14- 04/30/15)	32,046,338	
Direct Cost of Gas Rate		\$1.1847 per therm
Demand Cost of Gas Rate	\$12,605,326	\$0.3933 per therm
Commodity Cost of Gas Rate	\$25,360,756	\$0.7914 per therm
Total Direct Cost of Gas Rate	\$37,966,081	\$1.1847 per therm
Total Anticipated Indirect Cost of Gas	(\$2,492,322)	
Projected Prorated Sales (11/01/14- 04/30/15)	32,046,338	
Indirect Cost of Gas		(\$0.0778) per therm
TOTAL PERIOD AVERAGE COST OF GAS		\$1.1069 per therm

Period ending under-collection as determined on 12/19/14	(\$1,082,626)
Projected sales (01/01/15 - 04/30/15)	21,875,707
Per unit change in Cost of Gas (12/01/14 - 04/30/15)	(\$0.0495)

⁻¹ Under-collection w/o rate adjustment as contained in NUI's COG Report dated December 19, 2014

Period ending under-collection as determined on 1/26/15	(\$1,323,342)
Projected sales (02/01/15 - 04/30/15)	14,227,313
Per unit change in Cost of Gas (02/01/15 - 04/30/15)	(\$0.0930)

⁻² Under-collection w/o rate adjustment as contained in NUI's COG Report dated January 26, 2015


Period ending under-collection as determined on 3/25/15	(\$950,000)
Projected sales (04/01/15 - 04/30/15)	2,904,612
Per unit change in Cost of Gas (04/01/15 - 04/30/15)	(\$0.3271)

⁻³ Under-collection w/o rate adjustment as contained in NUI's COG Report dated March 25, 2015

RESIDENTIAL COST OF GAS RATE - 02/01/15 04/01/15	COGwr	\$0.9644	\$0.6373	per therm
	Maximum (COG+25%)		\$1.3836	
RESIDENTIAL COST OF GAS RATE - 11/01/14			\$1.1069	
CHANGE IN PER UNIT COST			(\$0.0495)	
RESIDENTIAL COST OF GAS RATE - 01/01/15			\$1.0574	
CHANGE IN PER UNIT COST			(\$0.0930)	
RESIDENTIAL COST OF GAS RATE - 02/01/15			\$0.9644	
CHANGE IN PER UNIT COST			(\$0.3271)	
RESIDENTIAL COST OF GAS RATE - 04/01/15			\$0.6373	

COM/IND LOW WINTER USE COST OF GAS RATE - 02/01/15 04/01/15	COGwl	\$0.8638	\$0.5367	per therm
	Maximum (COG+25%)		\$1.2579	
COM/IND LOW WINTER USE COST OF GAS RATE - 11/01/14			\$1.0063	
CHANGE IN PER UNIT COST			(\$0.0495)	
COM/IND LOW WINTER USE COST OF GAS RATE - 01/01/15			\$0.9568	
CHANGE IN PER UNIT COST			(\$0.0930)	
COM/IND LOW WINTER USE COST OF GAS RATE - 02/01/15			\$0.8638	
CHANGE IN PER UNIT COST			(\$0.3271)	
COM/IND LOW WINTER USE COST OF GAS RATE - 04/01/15			\$0.5367	

COM/IND HIGH WINTER USE COST OF GAS RATE - 2/01/15 04/01/15	COGwh	\$0.9727	\$0.6521	per therm
	Maximum (COG+25%)		\$1.4021	
COM/IND HIGH WINTER USE COST OF GAS RATE - 11/01/14			\$1.1217	
CHANGE IN PER UNIT COST			(\$0.0495)	
COM/IND HIGH WINTER USE COST OF GAS RATE - 01/01/15			\$1.0722	
CHANGE IN PER UNIT COST			(\$0.0930)	
COM/IND HIGH WINTER USE COST OF GAS RATE - 02/01/15			\$0.9792	
CHANGE IN PER UNIT COST			(\$0.3271)	
COM/IND HIGH WINTER USE COST OF GAS RATE - 04/01/15			\$0.6521	




NORTHERN UTILITIES - NEW HAMPSHIRE DIVISION
WINTER SEASON RESIDENTIAL RATES

Winter Season November 2014 - April 2015	Tariff Rates	Total Delivery Rates (Includes LDAC)	Total Billed Rates Tariff Rates, LDAC Plus Cost of Gas
Residential Heating <u>Tariff Rate R 5:</u> Monthly Customer Charge First 50 therms All usage over 50 therms LDAC <u>Gas Cost Adjustment:</u> Cost of Gas	\$20.01 \$0.5844 \$0.4780 \$0.0649 \$0.9644 \$0.6373	 \$20.01 \$0.6493 \$0.5429	 \$20.01 \$1.6137 \$1.2866 \$1.5073 \$1.1802
Residential Heating Low income <u>Tariff Rate R 10:</u> Monthly Customer Charge First 50 therms All usage over 50 therms LDAC <u>Gas Cost Adjustment:</u> Cost of Gas	\$8.00 \$0.2338 \$0.1912 \$0.0649 \$0.9644 \$0.6373	 \$8.00 \$0.2987 \$0.2561	 \$8.00 \$1.2631 \$0.9360 \$1.2205 \$0.8934
Residential Non-Heating <u>Tariff Rate R 6:</u> Monthly Customer Charge First 10 therms All usage over 10 therms LDAC <u>Gas Cost Adjustment:</u> Cost of Gas	\$20.01 \$0.3947 \$0.3947 \$0.0649 \$0.9644 \$0.6373	 \$20.01 \$0.4596 \$0.4596	 \$20.01 \$1.4240 \$1.0969 \$1.4240 \$1.0969
Residential Non-Heating Low income <u>Tariff Rate R 11:</u> Monthly Customer Charge First 10 therms All usage over 10 therms LDAC <u>Gas Cost Adjustment:</u> Cost of Gas	\$14.54 \$0.2993 \$0.2993 \$0.0649 \$0.9644 \$0.6373	 \$14.54 \$0.3642 \$0.3642	 \$14.54 \$1.3286 \$1.0015 \$1.3286 \$1.0015

Issued: ~~January 26~~ March 25, 2015

Issued by:

Effective Date: ~~February~~ April 1, 2015


Title: _____ Treasurer

Authorized by NHPUC Order No. 25,731 in Docket No. DG 14-239, dated October 31, 2014.

NORTHERN UTILITIES - NEW HAMPSHIRE DIVISION
WINTER SEASON RESIDENTIAL RATES


Winter Season November 2014 - April 2015	Tariff Rates	Total Delivery Rates (Includes LDAC)	Total Billed Rates Tariff Rates, LDAC Plus Cost of Gas
C&I Low Annual/High Winter Tariff Rate G 40: Monthly Customer Charge First 75 therms All usage over 75 therms LDAC Gas Cost Adjustment: Cost of Gas	\$63.18 \$0.1513 \$0.1513 \$0.0437 \$0.9792 \$0.6521	\$63.18 \$0.1950 \$0.1950	\$63.18 \$4.1742 \$0.8471 \$4.1742 \$0.8471
C&I Low Annual/Low Winter Tariff Rate G 50: Monthly Customer Charge First 75 therms All usage over 75 therms LDAC Gas Cost Adjustment: Cost of Gas	\$63.18 \$0.1513 \$0.1513 \$0.0437 \$0.8638 \$0.5367	\$63.18 \$0.1950 \$0.1950	\$63.18 \$4.0588 \$0.7317 \$4.0588 \$0.7317
C&I Medium Annual/High Winter Tariff Rate G 41: Monthly Customer Charge All usage LDAC Gas Cost Adjustment: Cost of Gas	\$184.26 \$0.1965 \$0.0437 \$0.9792 \$0.6521	\$184.26 \$0.2402	\$184.26 \$4.2194 \$0.8923
C&I Medium Annual/Low Winter Tariff Rate G 51: Monthly Customer Charge First 1,300 therms All usage over 1,300 therms LDAC Gas Cost Adjustment: Cost of Gas	\$184.26 \$0.1424 \$0.1160 \$0.0437 \$0.8638 \$0.5367	\$184.26 \$0.1861 \$0.1597	\$184.26 \$4.0499 \$0.7228 \$4.0235 \$0.6964
C&I High Annual/High Winter Tariff Rate G 42: Monthly Customer Charge All usage LDAC Gas Cost Adjustment: Cost of Gas	\$1,052.94 \$0.1652 \$0.0437 \$0.9792 \$0.6521	\$1,052.94 \$0.2089	\$1,052.94 \$4.1884 \$0.8610
C&I High Annual/Low Winter Tariff Rate G 52: Monthly Customer Charge All usage LDAC Gas Cost Adjustment: Cost of Gas	\$1,052.94 \$0.1443 \$0.0437 \$0.8638 \$0.5367	\$1,052.94 \$0.1880	\$1,052.94 \$4.0548 \$0.7247

Issued: ~~January 26~~ **March 25**, 2015

Effective Date: ~~February~~ **April** 1, 2015

Authorized by NHPUC Order No. 25,731 in Docket No. DG 14-239, dated October 31, 2014.

Issued by:


 Title: _____ Treasurer